



Views over Ainslie Park

Contact us:

PO Box 8153, Burnt Bridge, VIC 3136

Phone:

03 9870 1566

E-mail: ainslie.parklands.ps@edumail.vic.gov.au

www.ainslieparklandsp.vic.edu.au

Facebook: <http://www.facebook.com/APPSCroydon>

Date: Friday 24th April 2020

Issue No.05 2020

Key Dates for Term 2

Curriculum Day: Tuesday 14 April

Term 2 begins: Wednesday 15 April

Term 2 finish: Friday 27th June

FROM THE PRINCIPAL

Dear School Community,

I would like to begin this newsletter by extending my sincere thanks to you all for your support over the last few weeks. The positive feedback for our wonderfully dedicated staff has been so heartening to receive and very much appreciated.

Rather than repeat communications that have already been shared through Compass and Facebook, the newsletter this term will predominantly focus on sharing the amazing work our students have been producing while learning from home.

School Values: Video Project

As your will all be aware, our schools works hard to promote and display the values of **respect, responsibility and resilience**.

In an effort to further promote and celebrate these values at home and within the community, we are planning a school wide video project.

Students and families will have the opportunity to demonstrate one or more of the values and share this through a short video, photo, poster or drawing. We will then choose a selection from each homeroom group to be part of a compilation video, similar to the staff creation you may have viewed recently on Facebook or Seesaw.

The staff are still working though specific details of this project, with more being shared with students and the community next week.

Facebook – Community Connection

I would like to bring to your attention the existence of a Facebook page that works to connect the wider Ainslie Parklands Primary School community. Although this is not the official Facebook page for the school, it does provide a wonderful opportunity for our school community to connect and support each other. Please see the information below for more details:

<https://www.facebook.com/groups/happypeoplecroydon/>

Special Thanks

As we look towards commemorating ANZAC Day tomorrow, and acknowledging the contributions of those who serve and have served to protect us, I would also like to take this opportunity to thank all of you who work within the emergency services. The work you fulfil in protecting and serving our community has never been important, or more appreciated, than at this time.

Brett MacKenzie
Principal

FROM THE STUDIOS Foundation



Billie thought of things beginning with our sound of the week 't' and made a 'T' made from teabags! So creative



Siena made a letterbox for her bedroom. Her family members have been writing letters to her and she has been writing back to them.




Maya planned her exploring time, went on a nature walk to collect the materials she needed, and made a nature mandala. She also reflected on her learning experience.

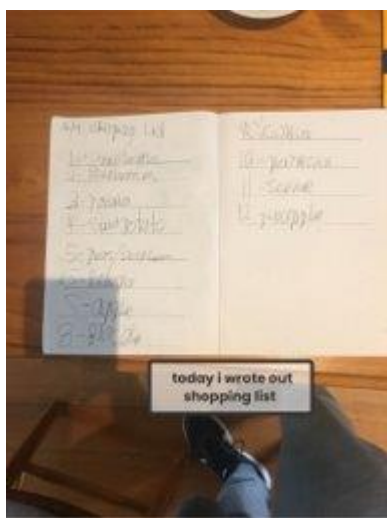
1/2 Studio



Vivienne designed and create here own iPhone in Exploring Time at home – and then (of course) took a selfie with it!



In Mindfulness Time, Jacob did a drawing of the characters from Bluey - Following a tutorial for how to draw Bluey.




For Writing, Aidan wrote out the shopping list – a very important task to do in a family.




One challenge for students in Years 1 and 2 in Maths this week was to create and record patterns. Izzy is a queen of pattern recording!




In Maths, Illy took lots of photos of patterns she could find around the house. Then Illy made her own!



Lucas gave a great prediction for what would happen in the story 'Boogie Bear' by David Walliams!



Kaspar was busy this week building an Ikea chair...on his own! Such a great problem solving and fine motor activity.



Siena was very busy putting lots of detail into her summarising activity using the strategy of Beginning, Middle and End. Excellent effort, Siena!

3/4 Studio



Jiah C created a comic strip about the book 'The Wild One'.




In Oscar C's science experiment he showed us that when you add food colouring to water with different temperatures it has different effect.




Daniel M did a fantastic job showing us his understanding of place value.



Jasmine Turner is spending some time in the sun for P.E. Our class has been talking about making sure to keep active during Home Learning




Isabelle created an interesting story about herself and her sister. She went above and beyond to re-write misspelt words.

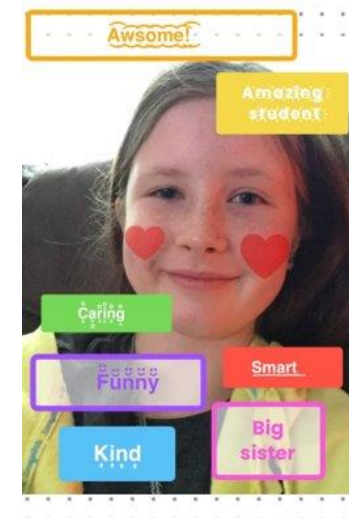


James Coutts loved using Lego to represent Place Value in Math's.

5/6 Studio



Hayden wrote as his future self as a 'Dear Diary' prompt. Look forward to voting for Prime Minister Hayden in a few years!



Coopa has experimented with Seesaw labels to describe all the things she is awesome at in Wellbeing!



In 'Earth Science' Inquiry – Clover created a diagram of the Earth and its layers with subheadings and annotations to explain each!

Mum's dream

Ring *Ring* Yay! Annalise picked up! I started the conversation by saying "I had the weirdest dream last night.". "What happened?" asked Annalise. "Well, In the dream I went to the hairdresser to get my hair cut, dyed and styled. I wanted it to look *really* nice for some reason." "I wonder why?" thought Annalise. "I don't know." I replied. "Well anyway, Next, the hairdresser began putting the dye in my hair. While she was doing that, I fell asleep." "You must have been *REALLY* bored." Annalise said. "I guess I was." I replied. "Next, I woke up and my hair was all done. I was wondering: 'How did the hairdresser wash the dye out?' and 'How did she move me to the tap?'. I was so confused. And then I woke up." "That's the weirdest dream ever." Annalise said. "I agree." I agreed.

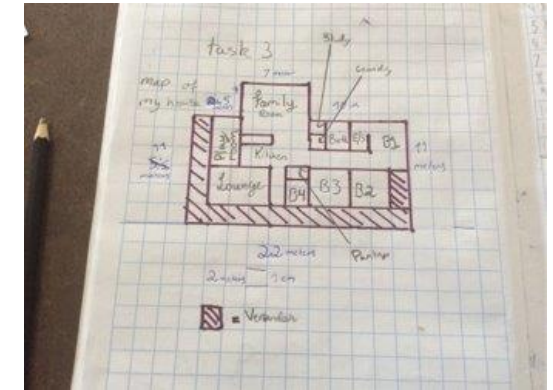
Lily wrote a short story based off her Mum's unusual dream



Amy used her mass and volume skills to make pancakes in maths



Will A designed an alternate cover and title for J. R. R. Tolkien's *The Hobbit*.



Lenny used his mapping skills to create a birds-eye diagram of his house.

Kitchen Garden



Ruby picked so many flowers from her front yard that she had enough for this beautiful posy with plenty left to share with her neighbours.



Arlo has been hard at work in the garden at home, pruning and setting up this new compost bin.



Ehpoh has been gardening at home and sent this photo of herself with some yummy looking basil.

Art



The 3/4 s were working on completing the rest of a picture. Rose choose a Pygmy possum and did a great job!



The 5/6s were working on tessellations this week. Chiara create a beautiful tile and it fitted into its self perfectly each time.



F-2 were trying to create unique symmetrical bugs. Ruby created this big bug with fantastic use of colour and shape to create patterns on the wings.

FROM THE OFFICE

CSEF Funding

For those families that are a holder of a current Centrelink healthcare card, Veterans Affairs Gold Card or a Pensioner Concession card you may be eligible for CSEF funding for your child. If you have NOT filled out an application form and think you are eligible, please come to the office and speak to Simone or Andy.

STATE SCHOOL RELIEF.

If your family is struggling financially, State School Relief can offer assistance with school uniforms.

Please speak to either Simone or Andy and they will make an application for you in the strictest confidence.



GIRLS FOOTY

Join the Saints!

NORTH RINGWOOD JUNIOR FOOTBALL CLUB

Girls footy is thriving at our awesome club, and season 2020 is looking to be even bigger and better with girls teams in every age group from U10 to U18

and we'd love you to join us!

GREAT COACHES • SUPPORTIVE ENVIRONMENT
• FRIENDLY WELCOMING COMMUNITY •

FOR MORE INFO CONTACT MARIA NIKSIC
0402 413 747 OR girlsfooty@nrjfc.com.au

SATURDAY MORNING JUNIOR FOOTY



REGISTRATION DAY

Wednesday March 18th, 5pm - 6pm
Tinternvale Primary School

Meet the coaches. Meet the players. Join the team.

The SFL is the only junior football league running matches on Saturday mornings. Under the care and guidance of passionate and skilled coaches, players (girls and boys from Grades 2 to 6 or ages between 7 -12) will...

- grow in confidence as they learn the game
- learn the importance of sportsmanship
- experience unique camaraderie
- feel safe and supported in a full contact sport

For more information or to register, please visit ringwoodjets.com





Life Skills
Creative Time
New Experiences
Construction & Manipulative Play
Outdoor Play Time
Homework & Quiet Time

To book, visit:
www.campaustralia.com.au
or call 1300 105 343

Welcome to the new school year!

A very warm welcome to everyone, and a special welcome to families new to the school and our program.

At Camp Australia, we provide an engaging and supportive **outside of school hours space** for children to play, connect, learn and grow. We work together with your school community to deliver a tailored program that is designed to bring out the very best in each individual child. Creating a unique place where children can practice real-life skills in a fun, exciting environment that challenges them to succeed. In our sessions, children will be provided with a healthy snack while given time to relax, socialise with friends and learn some life skills along the way. Come to the OSHC room to meet the friendly team and discover how we can help your family.



It's FREE to Register.

To attend our program, you must register your child. You can register an account with us at pp.campaustralia.com.au/account/login. Once registered, it's easy to make bookings and manage your booking options online via our parent portal. If eligible, to help you with the cost of child care, you may be entitled to receive the Australian Government Child Care Subsidy. Visit my.gov.au to find out more.

Program Details

For more information on our service and fees, visit our website www.campaustralia.com.au. If you prefer to speak to us, you can contact our Customer Care Team, available to support families 24 hours a day, 7 days a week - except for National Public Holidays. Alternatively, you're welcome to visit us in service and chat with our qualified Educators about the Camp Australia program at your child's school.

We look forward to seeing you and your family soon!

From the Team at Camp Australia

Safety • Meaningful • Innovative • Leadership • Education
we make kids smile