



Views over Ainslie Park

#### Contact us:

PO Box 8153, Burnt Bridge, VIC 3136

#### Phone:

03 9870 1566

E-mail: [ainslie.parklands.ps@edumail.vic.gov.au](mailto:ainslie.parklands.ps@edumail.vic.gov.au)

[www.ainslieparklandsp.vic.edu.au](http://www.ainslieparklandsp.vic.edu.au)

Facebook: <http://www.facebook.com/APPSCroydon>

Date: Friday 5<sup>th</sup> June 2020

Issue No.07 2020

### Key Dates for Term 2

**Public Holiday:** Monday 8<sup>th</sup> June

**Last day:** Friday 27<sup>th</sup> June (2.30 finish)

### Key Dates for Term 3

**Monday 13<sup>th</sup> July:**

Curriculum Day (no students)

**Tuesday 14<sup>th</sup> July:**

First day of term for all students.

**Friday 18<sup>th</sup> September** – Last Day of Term

### FROM THE PRINCIPAL

#### Term 3 Curriculum Day

Please note that **Monday 13<sup>th</sup> July** will be a curriculum day. School will not be open to students on this day.

The first day of Term 3 for students will be

**Tuesday 14<sup>th</sup> July.**

#### Enrolments for 2021

For current families who have Foundation children for 2021, we are accepting enrolments from this time. You can download an enrolment form from our

website call the office on 9870 1566 for more information.

If you know people who may be interested to enrol at our school, I will be offering virtual tours throughout this term. More information regarding this process can be found on the [APPS website](#)

#### Return to Onsite Learning – Stage 2

##### **Repeat of Compass Message (4/6)**

As we move towards this transition, I would ask for your support with the following points.

#### **Drink Bottles**

As drink bubblers will not be accessible, all students will require their own drink bottle. Please ensure the bottle is also marked clearly with your child's name.

#### **Hand hygiene for students**

The processes in place for ensuring good hand hygiene at school have been working well. This has come down the organisation and application of the staff, but also the

responsibility shown by the students. I would ask that Y3-6 parents have an additional conversation with their children regarding the importance of being diligent with this matter. I am quite sure that many of our older students will already have very good habits, however, as the parent of a 6 year old and a 12 year old, I know which one does a more thorough job washing their hands.

#### **Physical distancing for adults on site**

I would repeat my request for parents to only come onsite if absolutely necessary.

If you feel you must escort your child onsite, and I would ask that you drop students off and pickup from outside the courtyard gate. Parents should not be entering the new building or classrooms.

The office is open, however parents should consider whether the matter could be first resolved through a phone call or email.

**Brett MacKenzie**  
Principal

## FROM THE STUDIOS

### Foundation

Hoppy and Bouncy the APPS frogs have returned to school after briefly staying with Laura. The Foundation students were extremely excited to have them back in their tank in the Learning Street. As part of their Literacy focus' for the week, they learnt about what makes a sentence and constructed sentences, practiced reading and writing their sentences, and drew some detailed pictures to show their thinking. I am so proud of all the children's efforts – here Marshall, Hsa Thaw and Ibrahim share their learning.




### 1/2 Studio



Ruby decided to challenge herself this week by completing a puzzle with two hundred pieces! She is working very hard with a partner to solve this problem





Birpaul and Louis showing an excellent read together. They took turns reading a book and helped each other along the way.



During Exploring Time, Aisha made a book for her mum to show how much she loves her! She wrote sentences and did lovely illustrations too.



Ehser, Daniel and Tully challenged themselves to build a tower taller than themselves.... and then to reach the roof! They had to do LOTS of problem solving to achieve this, demonstrating great resilience as they encountered problems! They then counted, measured and recorded information about the tower.

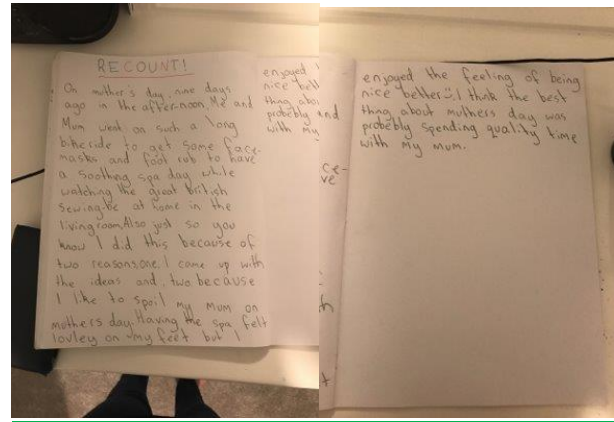


Manesseh challenged himself to build a cup tower. He demonstrated resilience and good humour as many attempts failed! He worked with other and persevered and then succeeded – and he was able to share about his success with others.


In Mindfulness time, Katelyn and Max have been doing some mindful colouring. We have talked about the range of different things we can do to help us calm and relax, and to build focus and concentration.



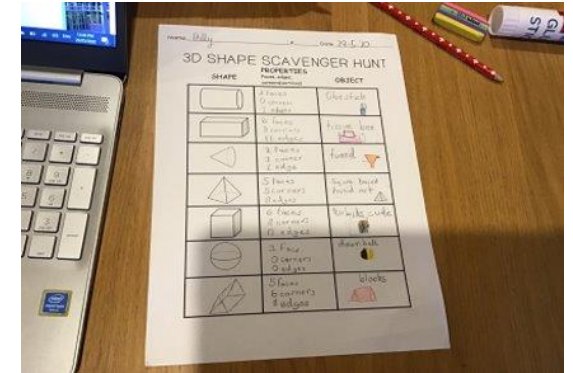
### 3/4 Studio



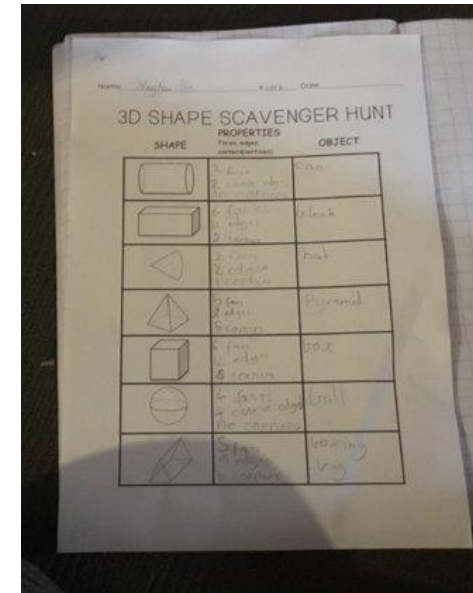
Jasmine H has been working on a personal recount. Well done Jasmine !



Lukas had a lot of fun creating a new character for his Writers Notebook this week.




Polly went on a 3D scavenger hunt around her house and labelled the properties of the 3D shapes.



Naykawtha did an awesome job finding 3D shapes around his home and identifying their properties.





Eden created a great monster character, thankfully it sounds like a nice monster.




It's fantastic to see James has really began to enjoy reading more whilst at home.


## 5/6 Studio




In Inquiry, the 5/6 studio has been investigating types of energy. Darlene created a water wheel.



In reading and writing, Kento researched and made a diorama about the Titanic.



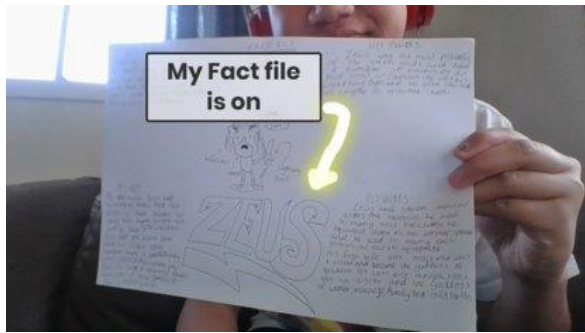
In maths, we've been learning about the properties of 2D and 3D shapes. Will A constructed a square based pyramid and a dodecahedron to help demonstrate his understanding.



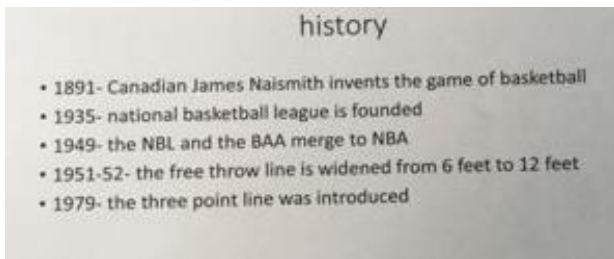
## Sasha 'Crush'ed her research assignment on Turtles!



Will showed his understanding of energy by making a car powered by none other than the humble rubber band... Tesla 2.0?



Miriama is a future Myth Buster! She compiled a fact file on none other but Zeus!



Future NBA all-star Jordan slam dunked his research assignment on the NBA!

## Art



Foundation explored cool and warm colours. They drew a fish and the waves. They showed their understanding by painting the fish in warm colours and their waves in cool colours. Jay and Sunni both is big fish in their pictures!



1/2s explored complementary colours last week. Starting with an image painted in the primary colours in the middle then painting the background in its complimentary colour. It got tricky! Jay did a Aidan did a flower and Dominic did a cat.





3/4s created abstract word art, using four letter words, line and colour. Issac did a great job of his. 3/4 were also challenged to use their photography skills to find faces in the world around them, James C found quite a few!



5/6: This week, Aroha created a magnificent artwork practicing shading different values. Last week students worked on toy photography. These are some excellent examples from Clover and Mila.

## Kitchen Garden



Clancy enjoyed afternoon tea with his family after making peanut butter biscuits and setting the table with special plates.



Charlotte cooked dinner for her family. Vegetarian curry and fresh flatbreads.

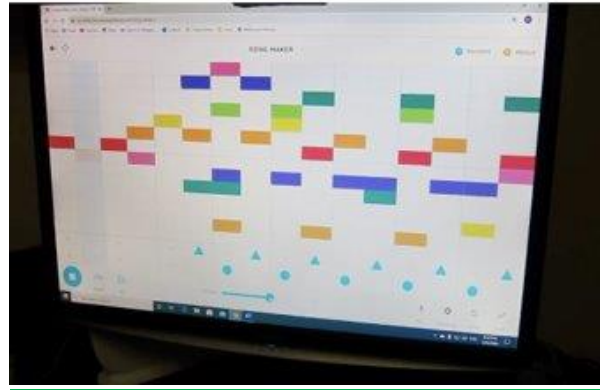


For her landscape art project, Immy created an autumn leaf snake.



Flynn built his own veggie bed and is improving the soil with the worm tower he created with PVC pipe.

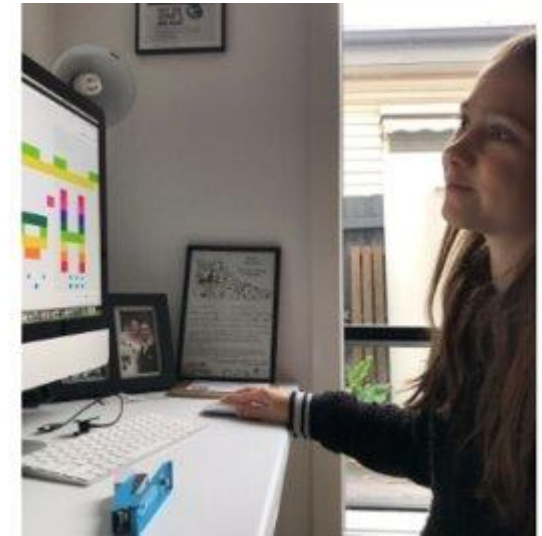
## Music



Chiara's Jingle advertising a restaurant called 'The Lazy Buddah'.



Jibril singing and playing the rainbow piano he created.



Maggie exploring the Song Maker website.






## FROM THE OFFICE

### STATE SCHOOL RELIEF.

If your family is struggling financially, State School Relief can offer assistance with school uniforms.

Please speak to either Simone or Andy and they will make an application for you in the strictest confidence.



**GIRLS FOOTY**  
*Join the Saints!*

### NORTH RINGWOOD JUNIOR FOOTBALL CLUB

Girls footy is thriving at our awesome club,  
and season 2020 is looking to be even  
bigger and better with girls teams in every  
age group from U10 to U18

*and we'd love you to join us!*

GREAT COACHES • SUPPORTIVE ENVIRONMENT  
• FRIENDLY WELCOMING COMMUNITY •

FOR MORE INFO CONTACT MARIA NIKSIC  
0402 413 747 OR [girlsfooty@nrjfc.com.au](mailto:girlsfooty@nrjfc.com.au)

*Maroondah Pre-School's*

# ENROLMENTS NOW OPEN

3 year old and 4 year old  
Kindergarten Programs

visit [www.mika.org.au](http://www.mika.org.au)  
to enrol your child



16 Evon Avenue, Ringwood East  
[WWW.MAROONDAH.KINDERGARTEN.VIC.GOV.AU](http://WWW.MAROONDAH.KINDERGARTEN.VIC.GOV.AU)

## SESSION TIMES FOR 2021

**Monday**

3 YEAR OLD PROGRAM

9:15am - 1pm (3 hours 45 minutes)

**Tuesday**

4 YEAR OLD PROGRAM

9:15am - 2:30pm (5 hours 15 minutes)

**Wednesday**

3 YEAR OLD PROGRAM

9:15am - 1pm (3 hours 45 minutes)

**Thursday**

4 YEAR OLD PROGRAM

9:15am - 2:30pm (5 hours 15 minutes)


**Friday**

4 YEAR OLD PROGRAM

9:15am - 2:30pm (5 hours 15 minutes)







LIPSCOMBE PARK  
KINDERGARTEN

**LOOKING FOR 3 OR 4 YEAR OLD  
KINDERGARTEN IN 2021?**



**Come join the fun!**

Lipscombe Park Kindergarten fosters a  
love of learning, being and belonging.

Proudly rated as 'Exceeding National  
Standards' in all seven areas of the  
National Quality Framework.

If you'd like to find out more, please visit:

**[lipscombeparkkindergarten.org.au](http://lipscombeparkkindergarten.org.au)**

44 Binbrook Drive, CROYDON

☎ 9723 2456



Life Skills  
Creative Time  
New Experiences  
Construction & Manipulative Play  
Outdoor Play Time  
Homework & Quiet Time

To book, visit:  
[www.campaustralia.com.au](http://www.campaustralia.com.au)  
or call 1300 105 343

## Welcome to the new school year!

A very warm welcome to everyone, and a special welcome to families new to the school and our program.

At Camp Australia, we provide an engaging and supportive **outside of school hours space** for children to play, connect, learn and grow. We work together with your school community to deliver a tailored program that is designed to bring out the very best in each individual child. Creating a unique place where children can practice real-life skills in a fun, exciting environment that challenges them to succeed. In our sessions, children will be provided with a healthy snack while given time to relax, socialise with friends and learn some life skills along the way. Come to the OSHC room to meet the friendly team and discover how we can help your family.



### It's FREE to Register.

To attend our program, you must register your child. You can register an account with us at [pp.campaustralia.com.au/account/login](http://pp.campaustralia.com.au/account/login). Once registered, it's easy to make bookings and manage your booking options online via our parent portal. If eligible, to help you with the cost of child care, you may be entitled to receive the Australian Government Child Care Subsidy. Visit [my.gov.au](http://my.gov.au) to find out more.

### Program Details

For more information on our service and fees, visit our website [www.campaustralia.com.au](http://www.campaustralia.com.au). If you prefer to speak to us, you can contact our Customer Care Team, available to support families 24 hours a day, 7 days a week - except for National Public Holidays. Alternatively, you're welcome to visit us in service and chat with our qualified Educators about the Camp Australia program at your child's school.

We look forward to seeing you and your family soon!

From the Team at Camp Australia

Safety • Meaningful • Innovative • Leadership • Education  
*we make kids smile*